



RESIDENTIAL ALUMINUM WALLFORMING SYSTEM

Products and Services

Access Scaffolding Systems

- TSS Total Scaffold System (Steel/Aluminum)
- Total Frame Scaffold System (Aluminum)
- Traditional Frame Scaffolding

Shoring Systems


- Truss Shoring System (Steel/Aluminum)
- QSS Quick Strip System (Aluminum)
- HD Frame Shoring (Steel/Aluminum)
- Post Shores (Steel/Aluminum)

Forming System

- Panel Forming System (Steel/Aluminum)
- Mega Form Panel Forming System (Aluminum)
- Gang Forming System (Aluminum)
- Aluminum Beams
- Aluminum Strong Backs

Technical Services

- Project Analysis
- Technical Training
- On Site Technical Support
- Custom Design



Etobicoke Ironworks Limited

141 Rivalda Road Weston Ontario M9M 2M7

Tel: (416) 742-7111

Fax: (416) 742-2737

email: info@eiw-ca.com

www.eiw-ca.com



8" X 8" PANEL
Code no 577300
Weight 38.1 lbs (17.3 kg)



10" X 8" PANEL
Code no 578250
Weight 48.3 lbs (21.9 kg)




12" X 8" PANEL
Code no 578200
Weight 53.1 lbs (24.1 kg)



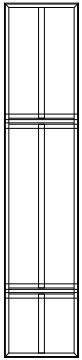
1'-2" X 8" PANEL
Code no 578170
Weight 58.1 lbs (26.4 kg)



1'-4" X 8" PANEL
Code no 578160
Weight 65.9 lbs (29.9 kg)



1'-6" X 8" PANEL
Code no 578150
Weight 70.7 lbs (32.1 kg)




1'-8" X 8" PANEL
Code no 578145
Weight 79.8 lbs (36.2 kg)



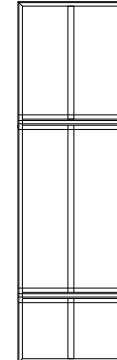
1'-10" X 8" PANEL
Code no 578140
Weight 84.8 lbs (38.5 kg)



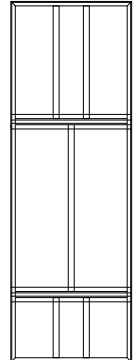
2' X 8" PANEL
Code no 578130
Weight 89.6 lbs (40.7 kg)



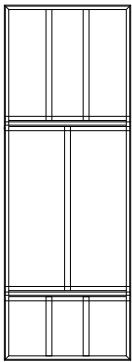
2'-2" X 8" PANEL
Code no 578120
Weight 94.6 lbs (43 kg)



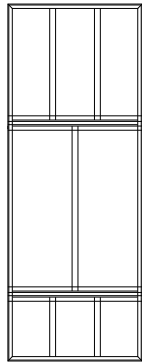
2'-4" X 8" PANEL
Code no 578110
Weight 99.2 lbs (45.1 kg)



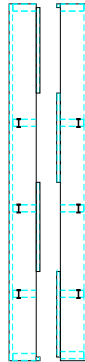
2'-8" X 8" PANEL
Code no 578105
Weight 109.8 lbs (49.9 kg)



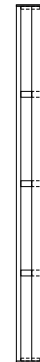
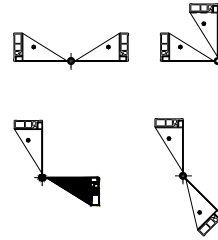
2'-10" X 8" PANEL
Code no 578103
Weight 109.8 lbs (49.9 kg)



3' X 8" PANEL
Code no 578100
Weight 121.5 lbs (55.2 kg)



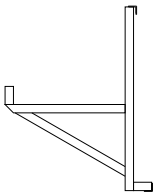
HINGE PANEL
Code no 577350
Weight 91.5 lbs (41.6 kg)



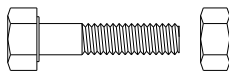
(8+8) X 8" INNER CORNER
Code no 577310
Weight 74.1 lbs (33.6 kg)



(0+0) X 8" CORNER
Code no 577330
Weight 24.3 lbs (11 kg)



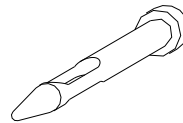
WORKING BRACKET
Code no 577400
Weight 15 lbs (6.8 kg)



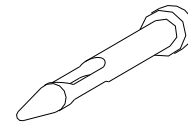
A 325 BOLT C/W NUT
3/4" Ø x 2 1/2" LG
Weight 0.75 lbs (0.34 kg)



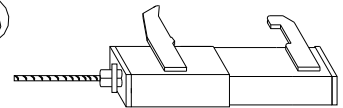
WEDGE
Code no 521250
Weight 0.3 lbs (0.13 kg)



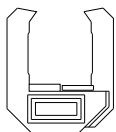
115 mm PIN
Code no 521150
Weight 0.4 lbs (0.18 kg)



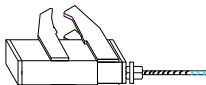
90 mm Pin
Code no 521230
Weight 0.4 lbs (0.18 kg)



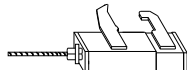
BULK HEAD CONNECTOR



WEDGE CLAMP
Weight 3.5 lbs (1.59 kg)



ADJUSTABLE ALIGNING
CONNECTOR
Code no 520950
Weight 7.5 lbs (3.4 kg)



RIGHT ANGLE
ALIGNING CONNECTOR
Code no 520960
Weight 7.4 lbs (3.3 kg)



INFILL BAR
Code no 580150
580200, 580250
Weight 8.1-8.5 lbs (3.7-3.8 kg)



CONE SHAPE INFILL BAR
(TAPER BOTH SIDE)
Code no 580500
Weight 10.7 lbs (4.9 kg)



CONE SHAPE INFILL BAR
(TAPER ONE SIDE)
Code no 580550
Weight 8.8 lbs (4.0 kg)